



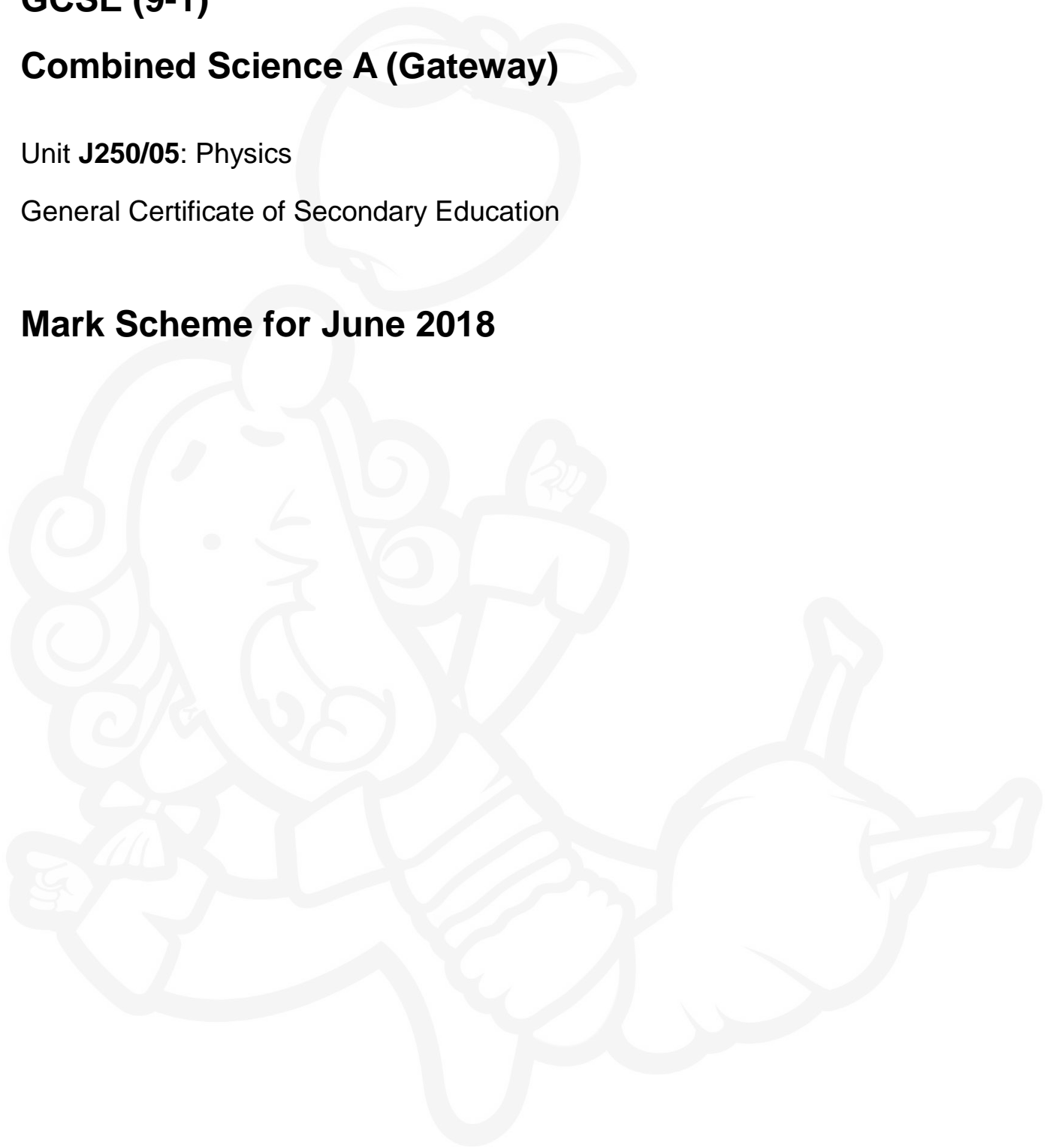
GCSE (9-1)

Combined Science A (Gateway)

Unit **J250/05**: Physics

General Certificate of Secondary Education

Mark Scheme for June 2018



OCR (Oxford Cambridge and RSA) is a leading UK awarding body, providing a wide range of qualifications to meet the needs of candidates of all ages and abilities. OCR qualifications include AS/A Levels, Diplomas, GCSEs, Cambridge Nationals, Cambridge Technicals, Functional Skills, Key Skills, Entry Level qualifications, NVQs and vocational qualifications in areas such as IT, business, languages, teaching/training, administration and secretarial skills.

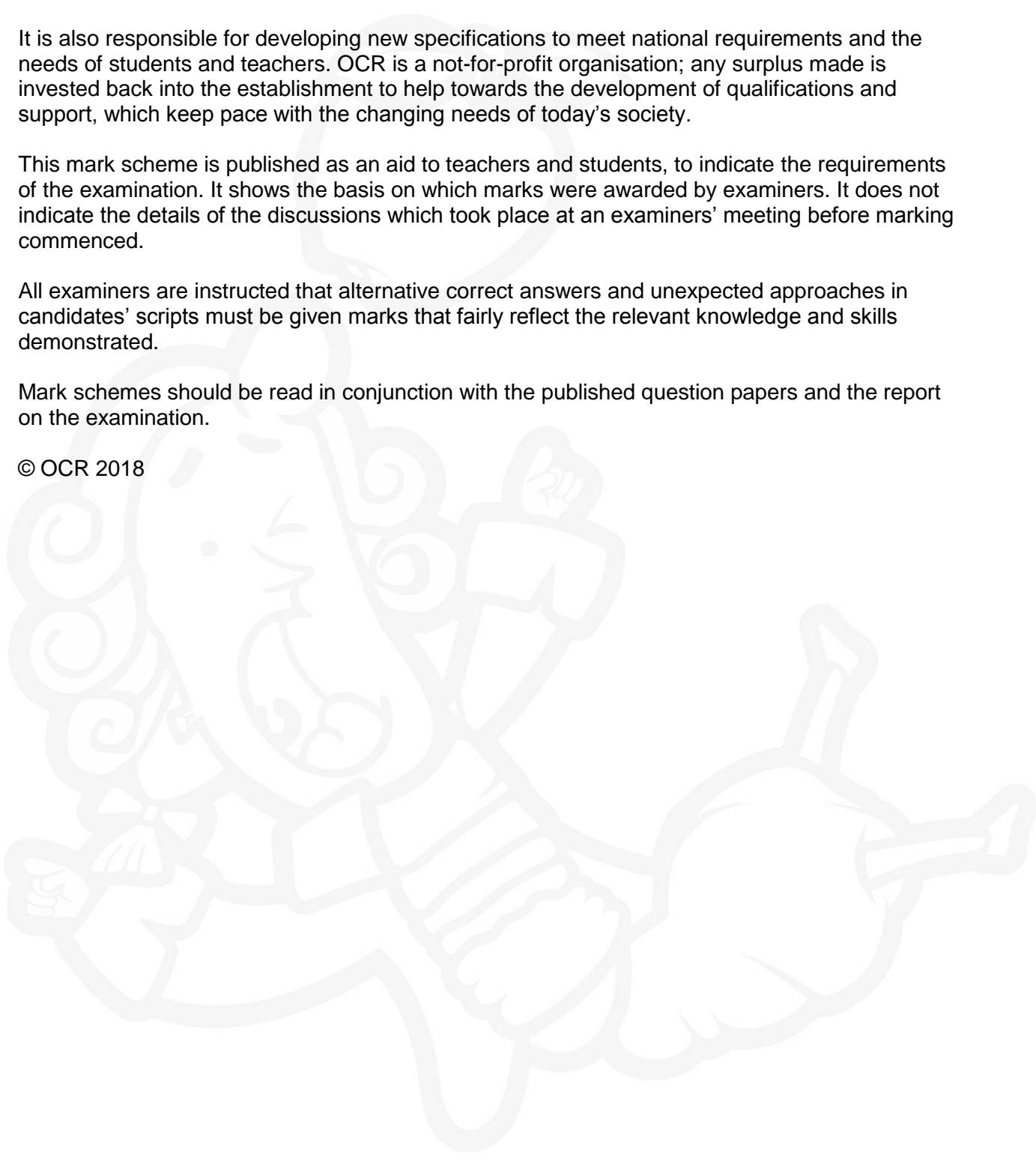
It is also responsible for developing new specifications to meet national requirements and the needs of students and teachers. OCR is a not-for-profit organisation; any surplus made is invested back into the establishment to help towards the development of qualifications and support, which keep pace with the changing needs of today's society.

This mark scheme is published as an aid to teachers and students, to indicate the requirements of the examination. It shows the basis on which marks were awarded by examiners. It does not indicate the details of the discussions which took place at an examiners' meeting before marking commenced.















All examiners are instructed that alternative correct answers and unexpected approaches in candidates' scripts must be given marks that fairly reflect the relevant knowledge and skills demonstrated.

Mark schemes should be read in conjunction with the published question papers and the report on the examination.

© OCR 2018



Annotations available in RM Assessor

Annotation	Meaning
	Correct response
	Incorrect response
	Omission mark
	Benefit of doubt given
	Contradiction
	Rounding error
	Error in number of significant figures
	Error carried forward
	Level 1
	Level 2
	Level 3
	Benefit of doubt not given
	Noted but no credit given
	Ignore

Abbreviations, annotations and conventions used in the detailed Mark Scheme (to include abbreviations and subject-specific conventions).

Annotation	Meaning
/	alternative and acceptable answers for the same marking point
✓	Separates marking points
DO NOT ALLOW	Answers which are not worthy of credit
IGNORE	Statements which are irrelevant
ALLOW	Answers that can be accepted
()	Words which are not essential to gain credit
—	Underlined words must be present in answer to score a mark
ECF	Error carried forward
AW	Alternative wording
ORA	Or reverse argument

J250/05

Mark Scheme

Subject-specific Marking Instructions

INTRODUCTION

Your first task as an Examiner is to become thoroughly familiar with the material on which the examination depends. This material includes:

- the specification, especially the assessment objectives
- the question paper
- the mark scheme.

You should ensure that you have copies of these materials.

You should ensure also that you are familiar with the administrative procedures related to the marking process. These are set out in the OCR booklet **Instructions for Examiners**. If you are examining for the first time, please read carefully **Appendix 5 Introduction to Script Marking: Notes for New Examiners**.

Please ask for help or guidance whenever you need it. Your first point of contact is your Team Leader.

The breakdown of Assessment Objectives:

	Assessment Objective
AO1	Demonstrate knowledge and understanding of scientific ideas and scientific techniques and procedures.
AO1.1	Demonstrate knowledge and understanding of scientific ideas.
AO1.2	Demonstrate knowledge and understanding of scientific techniques and procedures.
AO2	Apply knowledge and understanding of scientific ideas and scientific enquiry, techniques and procedures.
AO2.1	Apply knowledge and understanding of scientific ideas.
AO2.2	Apply knowledge and understanding of scientific enquiry, techniques and procedures.
AO3	Analyse information and ideas to interpret and evaluate, make judgements and draw conclusions and develop and improve experimental procedures.
AO3.1	Analyse information and ideas to interpret and evaluate.
AO3.1a	Analyse information and ideas to interpret.
AO3.1b	Analyse information and ideas to evaluate.
AO3.2	Analyse information and ideas to make judgements and draw conclusions.
AO3.2a	Analyse information and ideas to make judgements.
AO3.2b	Analyse information and ideas to draw conclusions.
AO3.3	Analyse information and ideas to develop and improve experimental procedures.
AO3.3a	Analyse information and ideas to develop experimental procedures.
AO3.3b	Analyse information and ideas to improve experimental procedures.

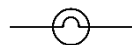
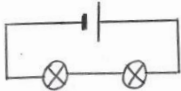
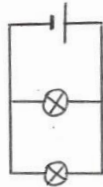
For answers to Section A if an answer box is blank ALLOW correct indication of answer e.g. circled or underlined.

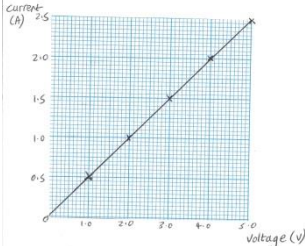
Question			Answer	Marks	AO element	Guidance
1			A ✓	1	2.2	
2			B ✓	1	1.2	
3			C ✓	1	1.1	
4			B ✓	1	1.1	
5			C ✓	1	1.2	
6			B ✓	1	2.1	
7			B ✓	1	1.1	
8			A ✓	1	2.1	
9			B ✓	1	2.1	
10			C ✓	1	2.1	

BLANK PAGES MUST BE ANNOTATED TO SHOW THEY HAD BEEN SEEN

J250/05

Mark Scheme

Question		Answer	Marks	AO element	Guidance
11	(a)	<p>Correct symbols used for cell and lamps ✓</p> <p>Complete working circuit with two lamps and one cell ✓</p> <p>Lamps are in parallel ✓</p>	3	<p>1.2</p> <p>2.2</p> <p>2.2</p>	<p>ALLOW </p> <p>ALLOW switches, voltmeters and ammeters if connected correctly. ALLOW very small gaps in the circuit</p> <p>ALLOW For example:</p> <p> ✓✓</p> <p> ✓✓✓</p>

Question	Answer	Marks	AO element	Guidance
(b) (i)	2 or 3 points correctly plotted ✓ OR 4 points correctly plotted ✓✓ Appropriate single line of best fit drawn through all of their points ✓	3	3 x 2.2	IGNORE any extrapolation ALLOW a good freehand straight line through all of their points DO NOT ALLOW feathered lines For example: 
(ii)	As voltage increases current increases / constant resistance / V and I (directly) proportional ✓	1	3.1b	IGNORE positive correlation / linear relationship / constant gradient / stronger current
(iii)	FIRST CHECK THE ANSWER ON THE ANSWER LINE If answer = 2 (ohms) award 2 marks. $1 \div 0.5$ OR $2 \div 1$ OR $3 \div 1.5$ OR $4 \div 2$ OR $5 \div 2.5$ ✓ $= 2$ (ohms) ✓	2	2.2 2.2	ALLOW ECF from incorrect straight line of best fit

Question			Answer	Marks	AO element	Guidance
12	(a)	(i)	Distance: ruler / tape measure / metre stick ✓ Time: stopclock / stopwatch / phone timer / light gates ✓	2	1.2 1.2	IGNORE just datalogger IGNORE just timer
		(ii)	(average speed) = distance ÷ time / divide the distance by the time / AW ✓	1	1.2	ALLOW correct symbol equation $s \div t$ or $d \div t$
	(b)	(i)	FIRST CHECK THE ANSWER ON THE ANSWER LINE If answer = 0.60 (m/s) award 3 marks (speed) = distance ÷ time or $1.2 \div 2.0$ ✓ = 0.6 (m/s) ✓ = 0.60 (m/s) (to 2 sig figs) ✓	3	1.2 2.1 2.1	If there is no answer on the answer line, check the table ALLOW correct symbol equation $s \div t$ or $d \div t$ IGNORE triangle style equations
		(ii)	Yes - because the 30°/biggest angle has the fastest speed OR the 30°/biggest angle has a faster speed than 10° or 20° ORA ✓ OR No - because the 20°/middle angle has the slowest speed OR the 10°/smallest angle does not have the lowest speed OR the 20°/middle angle has a slower speed than the 10° ORA ✓	1	3.2a	Judgement must be linked to correct explanation using data IGNORE just bigger angle has faster speed ORA IGNORE just as angle increases the speed increases ORA
	(c)		No repeats (have been taken) ✓ Take more readings (for each angle) ✓ Calculate average ✓ OR Only three angles (of ramp) have been used ✓ (Do the experiment with) extra angle(s) ✓ Less than 90° ✓ OR It is difficult to measure the time (accurately) ✓ Use light gates (and data logging equipment) ✓ At start and end of the ramp / to start and stop the timer ✓ OR It is difficult to measure the time (accurately) ✓	3	3.3a 3.3b 3.3b 3.3a 3.3b 3.3b 3.3a 3.3b 3.3b 3.3a	ALLOW idea that no averages have been calculated ALLOW example(s) of extra angle(s) less than 90° ALLOW ideas about human error in timing / reaction time ALLOW ideas about human error in timing /

J250/05

Mark Scheme

Question		Answer	Marks	AO element	Guidance
		Make a video of the experiment ✓ With a stopwatch visible ✓ OR Distance is not long enough ✓ Use a longer distance ✓ Measure the time (over the longer distance) ✓		3.3b 3.3b 3.3a 3.3b 3.3b	reaction time



Question	Answer	Marks	AO element	Guidance
13 (*)	<p>Please refer to the marking instructions on page 4 of this mark scheme for guidance on how to mark this question.</p> <p>Level 3 (5–6 marks)</p> <p>Detailed description AND explanation of the graph including the change of state and EITHER the rate of temperature decrease at different points OR conclusion drawn about the material's properties.</p> <p><i>There is a well-developed line of reasoning which is clear and logically structured. The information presented is relevant and substantiated.</i></p> <p>Level 2 (3–4 marks)</p> <p>Description AND explanation of the graph which may include EITHER change of state OR rate of temperature decrease at different points OR conclusion drawn about the material's properties.</p> <p><i>There is a line of reasoning presented with some structure. The information presented is relevant and supported by some evidence.</i></p> <p>Level 1 (1–2 marks)</p> <p>Simple description OR explanation of the graph which may include change of state OR the temperature change for two sections of the graph OR some conclusion drawn about the material's properties.</p> <p><i>There is an attempt at a logical structure with a line of reasoning. The information is in the most part relevant.</i></p>	6	1x3.1a 4x3.2a 1x3.2b	<p>PLEASE CHECK GRAPH AS STATEMENTS ON THE GRAPH NEED TO BE CONSIDERED AS PART OF THE MARKING</p> <p>AO3.1a Analyse information to interpret the graph</p> <ul style="list-style-type: none"> Graph is horizontal / levels out at 42°C +/- 2°C Temperature decreases (rapidly) at first and at the end The rate of temperature decrease falls prior to the change of state / after the change of state <p>AO3.2a Analyse information to make judgements about what the graph shows</p> <ul style="list-style-type: none"> Graph shows two states of matter Material could be changing from liquid to solid Material could be changing from gas to liquid The temperature is constant when energy is being used to change the state of the material Material gives out energy as it cools Material does not release energy when it changes state (or higher level answers in terms of latent heat) Material cools more rapidly when there is a greater temperature difference between it and the surroundings <p>AO3.2b Analyse information from the graph to draw conclusions about the material's properties.</p> <ul style="list-style-type: none"> the melting / boiling / freezing / condensing point is 42°C Material is not water

J250/05

Mark Scheme

Question	Answer	Marks	AO element	Guidance
	0 marks <i>No response or no response worthy of credit.</i>			



Question		Answer	Marks	AO element	Guidance	
14	(a)	Calculate the volume / measure the three dimensions of the cube / find the volume by displacement / use a Eureka can ✓ Find its mass / use a balance ✓ Density = mass ÷ volume ✓	3	1.2 1.1 1.2	IGNORE references to weighing	
	(b)	In solids the atoms/molecules are close together/in a lattice structure ✓ In liquids atoms/molecules are closer than in a gas BUT more spread out than in a solid ✓ In gases the atoms/molecules are spread out ✓ solids are denser than liquids AND liquids are denser than gases / ORA ✓	4	1.1 1.1 1.1	ALLOW correct particle model drawing of a solid ALLOW correct particle model drawing of a liquid ALLOW correct particle model drawing of a gas ALLOW correct ideas of particles moving closer together or further apart when changing state ALLOW correct higher level ideas about kinetic energy of particles or forces of attraction between particles	
15	(a)	(i)	(upwards force) thrust / engine force / AW ✓ (downwards force) weight / drag / air resistance ✓	2	1.2 1.2	DO NOT ALLOW upthrust / engine power ALLOW gravity / gravitational force IGNORE mass
		(ii)	2000(N)	1	2.1	
		(iii)	FIRST CHECK THE ANSWER ON THE ANSWER LINE If answer = 2.5 (m/s²) award 3 marks (acceleration) = force ÷ mass ✓ = 2000 ÷ 800 ✓ = 2.5 (m/s ²) ✓	3	 1.2 2.1 2.1	ALLOW ECF from 15aii ALLOW correct symbol equation e.g (a =) F ÷ m IGNORE triangle style equations

Question			Answer	Marks	AO element	Guidance
16	(a)	(i)	<p>FIRST CHECK THE ANSWER ON THE ANSWER LINE If answer = 0.05 (J) award 3 marks</p> <p>(work done) = force x distance ✓</p> <p>0.05 x 1(.0) ✓ = 0.05 (J) ✓</p>	3	1.2 2.1 2.1	<p>ALLOW correct symbol equation e.g. (w) = fxd IGNORE triangle style equations</p>
		(ii)	<p>FIRST CHECK THE ANSWER ON THE ANSWER LINE If answer = 0.01 W award 4 marks</p> <p>(power) = work done ÷ time ✓</p> <p>0.05 ÷ 5 ✓ = 0.01 ✓</p> <p>W / watts ✓</p>	4	1.2 2.1 2.1 1.1	<p>ALLOW ECF from 16ai e.g. 1 W if answer to 16ai is 5 (J) ✓✓✓✓ 4 W if answer to 16ai is 20 (J) ✓✓✓✓</p> <p>ALLOW correct symbol equation e.g. (p) =w/t IGNORE triangle style equations</p> <p>ALLOW 0.01 with no units or incorrect units ✓✓✓</p> <p>Unit mark is independent ALLOW J/s</p>
	(b)	(i)	3 (V)	1	2.1	
		(ii)	<p>FIRST CHECK THE ANSWER ON THE ANSWER LINE If answer = 0.5 (A) award 3 marks</p> <p>(current) = potential difference ÷ resistance ✓</p> <p>3 ÷ 6.0 ✓ = 0.5 (A) ✓</p>	3	1.2 2.1 2.1	<p>ALLOW ECF from 16bi</p> <p>ALLOW correct symbol equation e.g. (I) =V/R IGNORE triangle style equations</p>
	(c)		<p>Any one from</p> <p>remove one of the cells ✓</p>	1	3.3a	<p>IGNORE references about how to increase the speed rather than the time taken</p> <p>IGNORE just reduce p.d. / reduce power</p>

J250/05

Mark Scheme

Question	Answer	Marks	AO element	Guidance
	add mass (to the toy car) ✓ add a resistor (to the electrical circuit to reduce current) ✓			ALLOW add weight (to the toy car) IGNORE just reduce current ALLOW specific changes to the motor e.g. use a lower current motor / use less powerful motor IGNORE just reduce voltage to motor / increase the resistance of the motor



OCR (Oxford Cambridge and RSA Examinations)
The Triangle Building
Shaftesbury Road
Cambridge
CB2 8EA

OCR Customer Contact Centre

Education and Learning

Telephone: 01223 553998

Facsimile: 01223 552627

Email: general.qualifications@ocr.org.uk

www.ocr.org.uk

For staff training purposes and as part of our quality assurance programme your call may be recorded or monitored

Oxford Cambridge and RSA Examinations
is a Company Limited by Guarantee
Registered in England
Registered Office; The Triangle Building, Shaftesbury Road, Cambridge, CB2 8EA
Registered Company Number: 3484466
OCR is an exempt Charity

OCR (Oxford Cambridge and RSA Examinations)
Head office
Telephone: 01223 552552
Facsimile: 01223 552553

© OCR 2018

 **Cambridge
Assessment**

