

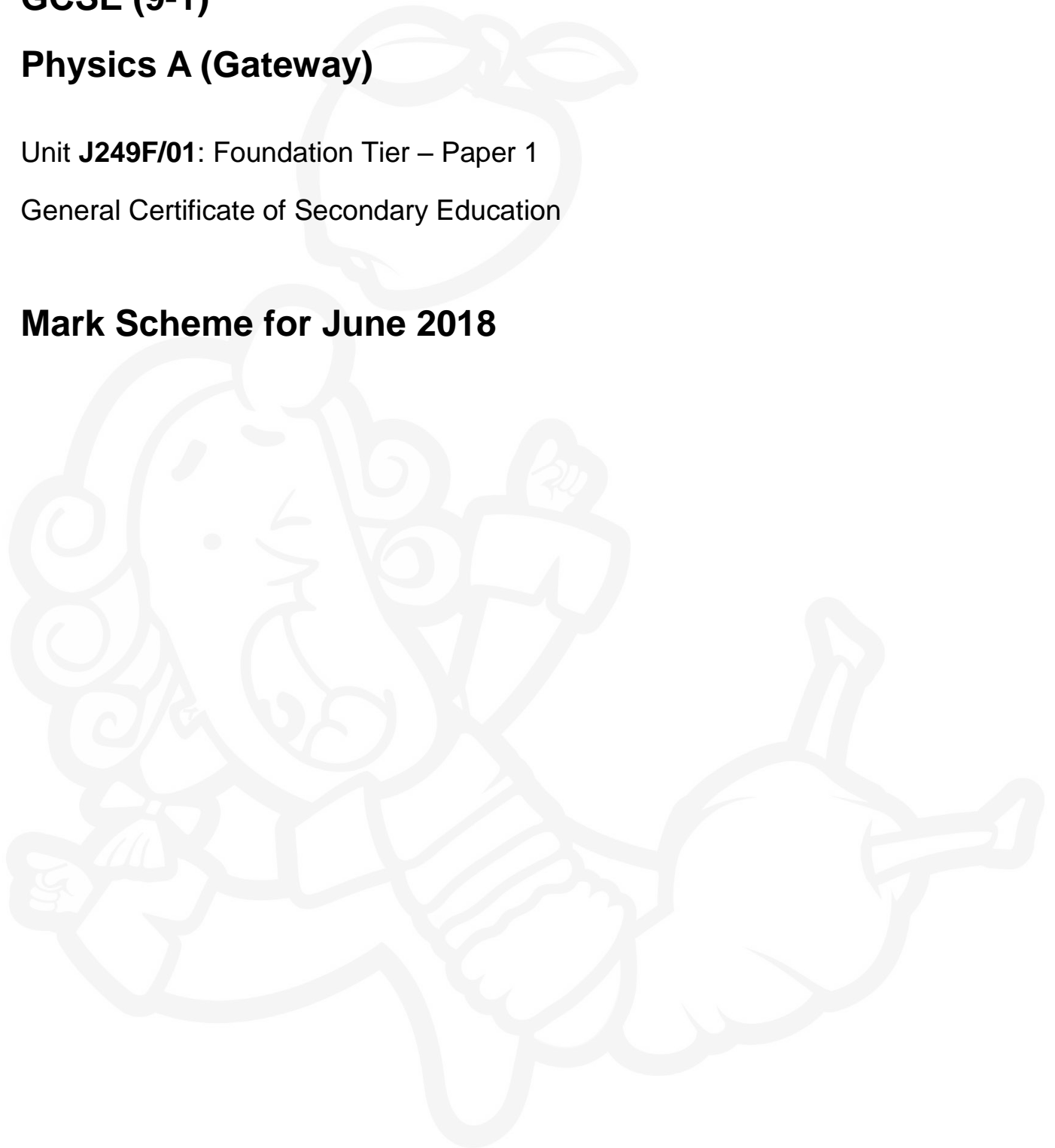
GCSE (9-1)

Physics A (Gateway)

Unit **J249F/01**: Foundation Tier – Paper 1

General Certificate of Secondary Education

Mark Scheme for June 2018



OCR (Oxford Cambridge and RSA) is a leading UK awarding body, providing a wide range of qualifications to meet the needs of candidates of all ages and abilities. OCR qualifications include AS/A Levels, Diplomas, GCSEs, Cambridge Nationals, Cambridge Technicals, Functional Skills, Key Skills, Entry Level qualifications, NVQs and vocational qualifications in areas such as IT, business, languages, teaching/training, administration and secretarial skills.

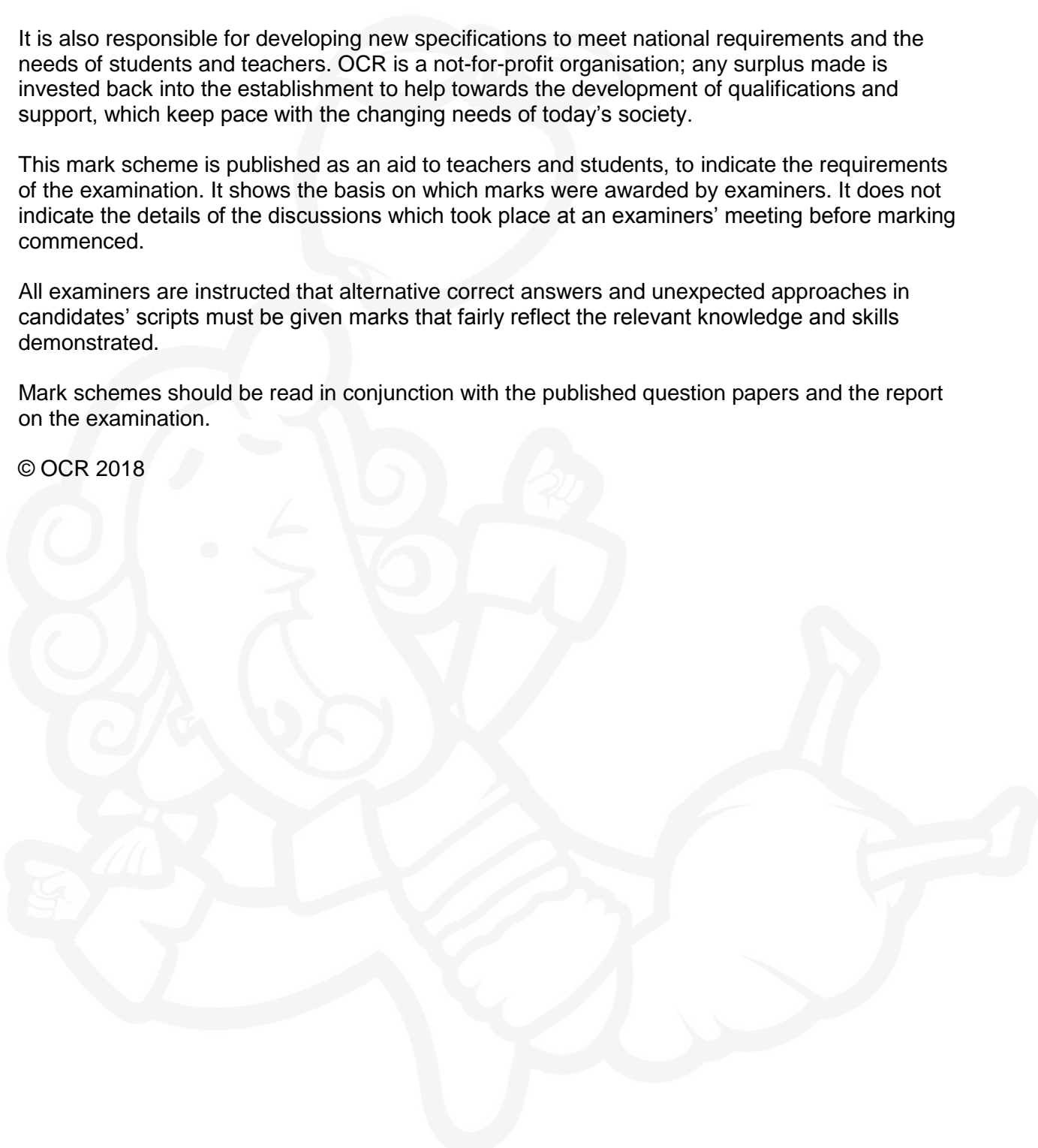
It is also responsible for developing new specifications to meet national requirements and the needs of students and teachers. OCR is a not-for-profit organisation; any surplus made is invested back into the establishment to help towards the development of qualifications and support, which keep pace with the changing needs of today's society.

This mark scheme is published as an aid to teachers and students, to indicate the requirements of the examination. It shows the basis on which marks were awarded by examiners. It does not indicate the details of the discussions which took place at an examiners' meeting before marking commenced.















All examiners are instructed that alternative correct answers and unexpected approaches in candidates' scripts must be given marks that fairly reflect the relevant knowledge and skills demonstrated.

Mark schemes should be read in conjunction with the published question papers and the report on the examination.

© OCR 2018



Annotations available in RM Assessor

Annotation	Meaning
	Correct response
	Incorrect response
	Omission mark
	Benefit of doubt given
	Contradiction
	Rounding error
	Error in number of significant figures
	Error carried forward
	Level 1
	Level 2
	Level 3
	Benefit of doubt not given
	Noted but no credit given
	Ignore

Abbreviations, annotations and conventions used in the detailed Mark Scheme (to include abbreviations and subject-specific conventions).

Annotation	Meaning
/	alternative and acceptable answers for the same marking point
✓	Separates marking points
DO NOT ALLOW	Answers which are not worthy of credit
IGNORE	Statements which are irrelevant
ALLOW	Answers that can be accepted
()	Words which are not essential to gain credit
—	Underlined words must be present in answer to score a mark
ECF	Error carried forward
AW	Alternative wording
ORA	Or reverse argument

Subject-specific Marking Instructions**INTRODUCTION**

Your first task as an Examiner is to become thoroughly familiar with the material on which the examination depends. This material includes:

- the specification, especially the assessment objectives
- the question paper
- the mark scheme.

You should ensure that you have copies of these materials.

You should ensure also that you are familiar with the administrative procedures related to the marking process. These are set out in the OCR booklet **Instructions for Examiners**. If you are examining for the first time, please read carefully **Appendix 5 Introduction to Script Marking: Notes for New Examiners**.

Please ask for help or guidance whenever you need it. Your first point of contact is your Team Leader.

The breakdown of Assessment Objectives for GCSE (9-1) in Physics:

	Assessment Objective
AO1	Demonstrate knowledge and understanding of scientific ideas and scientific techniques and procedures.
AO1.1	Demonstrate knowledge and understanding of scientific ideas.
AO1.2	Demonstrate knowledge and understanding of scientific techniques and procedures.
AO2	Apply knowledge and understanding of scientific ideas and scientific enquiry, techniques and procedures.
AO2.1	Apply knowledge and understanding of scientific ideas.
AO2.2	Apply knowledge and understanding of scientific enquiry, techniques and procedures.
AO3	Analyse information and ideas to interpret and evaluate, make judgements and draw conclusions and develop and improve experimental procedures.
AO3.1	Analyse information and ideas to interpret and evaluate.
AO3.1a	Analyse information and ideas to interpret.
AO3.1b	Analyse information and ideas to evaluate.
AO3.2	Analyse information and ideas to make judgements and draw conclusions.
AO3.2a	Analyse information and ideas to make judgements.
AO3.2b	Analyse information and ideas to draw conclusions.
AO3.3	Analyse information and ideas to develop and improve experimental procedures.
AO3.3a	Analyse information and ideas to develop experimental procedures.
AO3.3b	Analyse information and ideas to improve experimental procedures.

For answers to Section A, if an answer box is blank ALLOW correct indication of answer e.g. circled or underlined.

Question			Answer	Marks	AO element	Guidance
1			A ✓	1	1.1	
2			D ✓	1	2.2	
3			C ✓	1	2.2	
4			B ✓	1	1.1	
5			C ✓	1	1.2	
6			D ✓	1	2.1	
7			B ✓	1	2.2	
8			B ✓	1	2.1	
9			B ✓	1	2.1	
10			C ✓	1	2.1	
11			D ✓	1	1.2	
12			B ✓	1	1.2	
13			C ✓	1	2.1	
14			C ✓	1	1.2	
15			B ✓	1	1.2	

J249/01

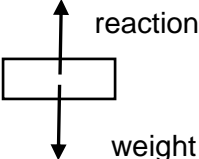
Mark Scheme

Question			Answer	Marks	AO element	Guidance
16	(a)	(i)	TV ✓	1	3.2b	
		(ii)	Light bulb ✓	1	3.2b	
	(b)			2	2 x 2.1	1 mark for each correct link
	(c)		<p>FIRST CHECK THE ANSWER ON ANSWER LINE If answer = 10 000 000 (J) award 4 marks</p> <p>Rearrange to energy = charge × potential difference ✓ 44 000 × 230 ✓ 10 120 000 ✓ 10 000 000 (2 sf) (J) ✓</p> <p>OR</p> <p>Substitute correctly 44 000 (C) = energy ÷ 230 (V) ✓ Rearrange to energy = 44 000 (C) × 230 (V) ✓ = 10 120 000 (J) ✓ = 10 000 000 (2 sf) (J) ✓</p>	4	2.1 2.1 2.1 1.2	<p>Fourth mark is for correct rounding If answer line has 10 120 000 (J) award 3 marks</p> <p>m.p.2 can include m.p.1 if equation not written</p> <p>m.p.2 can include m.p.1 as above</p>
	(d)	(i)	<p>Error: only positive charges can move ✓</p> <p>Correction: negative charges/electrons can move ✓</p>	2	3.2a 1.2	ALLOW indication on the student's notebook
	(d)	(ii)	4A ✓	1	1.2	

Question			Answer	Marks	AO element	Guidance
17	(a)	(i)	<p>Any two from:</p> <p>The old model has no protons / ORA ✓</p> <p>The old model has no neutrons / ORA ✓</p> <p>There is no nucleus in the old model / ORA ✓</p> <p>The electrons are in fixed positions in the old model / ORA ✓</p> <p>The positive particles are in a nucleus in the current model ✓</p> <p>The negative particles/electrons are outside / surround the nucleus in the current model ✓</p>	2	2 x 1.1	
		(ii)	<p>Any two from:</p> <p>new evidence ✓</p> <p>more experiments completed ✓</p> <p>previous model couldn't explain new observations ✓</p>	2	2 x 1.1	ALLOW mention of Rutherford, Geiger/Marsden
	(b)	(i)	<p>All points correctly plotted ✓</p> <p>line of best fit drawn correctly ✓</p>	2	2 x 1.2	± 0.5 small squares e.c.f. plotting errors
		(ii)	<p>As the mass increases/goes up the density increases ✓</p> <p>(Direct) proportionally ✓</p>	2	2 x 3.1a	ORA Needs word 'proportion(al)' or equivalent e.g. density ÷ mass is same

Question			Answer	Marks	AO element	Guidance
18	(a)	(i)	5250 (J/kg°C) ✓	1	1.2	
		(ii)	Any three from: specific heat capacity increases with temp rises ✓ specific heat capacity increases with energy supplied ✓ temp rise increases with energy supplied ✓ different amounts of energy were supplied ✓ all of the s.h.cs. are close together (within 5%) / within the range 5000 – 5500 ✓ the experiment was repeated / done 3 times ✓	3	3 x 3.2b	ALLOW other reasonable observation, e.g. s.h.c. increases with longer heating
	(b)	(i)	Any two from: more energy (than expected) heated the water ✓ energy losses must have occurred/not all the energy went into the water ✓ energy transferred to environment /AW ✓	2	2 x 3.2b	ALLOW heat for energy
		(ii)	Any two linked answers from: part of the immersion heater is out of the water ✓ make sure the heater is fully in the water/use a larger/deeper beaker ✓ beaker is not lagged/insulated ✓ lag/insulate the beaker ✓ there is no lid on the beaker ✓ put a lid on the beaker ✓ the temperature rises are quite small ✓ apply more energy to the water ✓ insufficient data ✓ take more readings ✓	4	3.3a 3.3b 3.3a 3.3b 3.3a 3.3b 3.3a 3.3b 3.3a 3.3b	

Question	Answer	Marks	AO element	Guidance
19 (*)	<p>Please refer to the marking instructions on page 4 of this mark scheme for guidance on how to mark this question.</p> <p>Level 3 (5–6 marks) Detailed description and comparison of the motion of all four students in terms of distance and time relating speed to distance run AND Calculates the speed of all four students. <i>There is a well-developed line of reasoning which is clear and logically structured. The information presented is relevant and substantiated.</i></p> <p>Level 2 (3–4 marks) Description and comparison of the motion of three students of distance and time OR Calculates the speed of at least three students. <i>There is a line of reasoning presented with some structure. The information presented is relevant and supported by some evidence.</i></p> <p>Level 1 (1–2 marks) Brief description of the motion of at least three students. OR Calculates the speed of at least one student. <i>There is an attempt at a logical structure with a line of reasoning. The information is in the most part relevant.</i></p> <p>0 marks <i>No response or no response worthy of credit.</i></p>	6	2 x 1.1 2 x 2.2 1 x 3.1a 1 x 3.2b	<p>AO1.1 Demonstrate knowledge and understanding of the correct formulae</p> <ul style="list-style-type: none"> • speed = distance ÷ time • $v = s \div t$ • evidence of calculation <p>AO2.2 Apply knowledge and understanding of the motion of the four students</p> <ul style="list-style-type: none"> • Race B is a longer distance than race A • Race B and C are the same distance • Students B & C take different amounts of time • Student D takes the longest time • Race D is the longest distance • Race A is the shortest distance • Student A speed = $15 \div 6 = 8.3\text{m/s}$ • Student B speed = $100 \div 15 = 6.7\text{m/s}$ • Student C speed = $100 \div 14 = 7.1\text{m/s}$ • Student D speed = $200 \div 31 = 6.5\text{m/s}$ <p>AO3.1a & AO3.2b Analyse information to interpret and draw conclusions about the motion of the four students</p> <ul style="list-style-type: none"> • Race B is twice the length of race A, but time is more than twice that of race A • C is faster than B as the time is shorter (for the same distance) • As race length increases, average speed decreases

Question	Answer	Marks	AO element	Guidance
20 (a)	<p>Any one from:</p> <p>electrostatics ✓ gravity/weight ✓ magnetism ✓ (normal) contact force ✓ friction ✓</p>	1	1.1	<p>Allow 'static electricity' but not just 'static'</p> <p>ALLOW reaction force ALLOW drag/air resistance</p>
(b)	<p>Two arrows drawn of equal length ✓ One up and one down ✓ The downwards arrow labelled weight/gravity ✓ The upwards arrow labelled contact/reaction force ✓</p>	4	4 x 2.1	<p>e.g.</p> 
(c)	<p>Any two from:</p> <p>(glider) accelerates during the push ✓ (then has) constant/steady/uniform speed/velocity ✓ (because) there are no other/horizontal/external (unbalanced) forces acting on it / AW ✓ there is (slight) deceleration due to air resistance ✓</p>	2	2 x 1.2	
(d) (i)	<p>$F = ma$ / force equals mass times acceleration ✓ so reducing mass means the same engine force will cause greater acceleration ✓</p>	2	1.2 2.2	<p>Must start with Newton II NOT less force for same acceleration</p>
(ii)	<p>FIRST CHECK THE ANSWER ON ANSWER LINE If answer = 5 (m/s²) award 3 marks</p> <p>change in speed = 25-5 = 20 (m/s) ✓ acceleration = 20 ÷ 4 (m/s²) ✓ = 5 (m/s²) ✓</p>	3	2.1 2.1 2.1	<p>e.c.f. incorrect change in speed if subtraction attempted</p>

J249/01

Mark Scheme

Question			Answer	Marks	AO element	Guidance
21	(a)	(i)	moment = force x distance ✓ clockwise moment = 800 (Nm) ✓ anti-clockwise moment = 1000 (Nm) ✓	3	1.2 2.1 2.1	ALLOW 2 marks (total) if clockwise and anti-clockwise moments are reversed Correct calculation of either moment implies correct equation so gets m.p.1 also
		(ii)	FIRST CHECK THE ANSWER ON ANSWER LINE If answer = 1.6 (m) award 3 marks (anti-clockwise moment) 500 (N)xdistance = 800 (N m) ✓ distance = 800 ÷ 500 ✓ = 1.6 (m) ✓	3	1.2 2.2 2.2	E.c.f. clockwise moment from (a)(i) for 800 (N m) If child B chosen, giving 1000 ÷ 400 = 2.5 (m), award 2 marks (loses m.p.1)
	(b)	(i)	FIRST CHECK THE ANSWER ON ANSWER LINE If answer = 100 (Pa) award 3 marks pressure = force ÷ area ✓ = 10 ÷ 0.1 ✓ = 100 (Pa) ✓	3	1.2 2.1 2.1	
		(ii)	at right angles/perpendicular/90° (to the plunger)	1	1.1	ALLOW to the left opposite to the force from the plunger

J249/01

Mark Scheme

Question			Answer	Marks	AO element	Guidance
22	(a)	(i)	variable resistor ✓	1	1.2	ALLOW rheostat IGNORE potentiometer
		(ii)	Control / change / vary / increase / decrease / AW the resistance / current in the circuit ✓	1	1.2	DO NOT ALLOW merely 'changes the voltage or changes p.d.' BUT ALLOW: changes the potential difference or voltage across (component) X ✓
	(b)	(i)	(filament) bulb / lamp ✓	1	3.2a	
		(ii)	gradient / slope (of graph) changes (as potential difference / voltage changes) ✓ idea of increasing resistance (with more p.d.) / ORA ✓ idea of increasing temperature / AW ✓	3	3.1a 1.2 2.2	ALLOW 'graph / line / slope levels off' ✓ } Resistance increases with greater temperature ✓✓
	(c)	(i)	FIRST CHECK THE ANSWER ON ANSWER LINE If answer = 4 (V) award 2 marks 0.25 x 16 ✓ 4 (V) ✓	2	2.1 2.1	
		(ii)	FIRST CHECK THE ANSWER ON ANSWER LINE If answer = 1 (W) award 3 marks P = IV ✓ P = 0.25 x 4 ✓ P = 1 (W) ✓ OR P = I ² R ✓ P = 0.25 ² x 16 ✓ P = 1 (W) ✓	3	1.2 2.1 2.1 1.2 2.1 2.1	ALLOW e.c.f. from part ci

Question			Answer	Marks	AO element	Guidance
23	(a)	(i)	Any three from: place the compass onto the card or near to the wire (and turn on the current) ✓ plot / observe the direction of the compass / needle ✓ repeat idea of tip-to-tail / plotting onto the card ✓ repeat at different distances from the centre ✓	3	3 x 1.2	
		(ii)	one or more circles around wire ✓ clockwise arrow(s) ✓	2	2 x 2.2	DO NOT ALLOW a spiral BUT ALLOW if clockwise direction shown by an arrow on the spiral then ✓
	(b)		always points to North / South ✓✓ OR Points to (magnetic) North / South ✓ line up with the magnetic field lines of the Earth ✓ OR Compass needle shows (an angle of) dip ✓ Dip (angle) changes (from equator) ✓	2	2 x 1.1	ALLOW Points North/South wherever you are ✓✓

OCR (Oxford Cambridge and RSA Examinations)
The Triangle Building
Shaftesbury Road
Cambridge
CB2 8EA

OCR Customer Contact Centre

Education and Learning

Telephone: 01223 553998

Facsimile: 01223 552627

Email: general.qualifications@ocr.org.uk

www.ocr.org.uk

For staff training purposes and as part of our quality assurance programme your call may be recorded or monitored

Oxford Cambridge and RSA Examinations
is a Company Limited by Guarantee
Registered in England
Registered Office; The Triangle Building, Shaftesbury Road, Cambridge, CB2 8EA
Registered Company Number: 3484466
OCR is an exempt Charity

OCR (Oxford Cambridge and RSA Examinations)
Head office
Telephone: 01223 552552
Facsimile: 01223 552553

© OCR 2018

