

**OCR**

Oxford Cambridge and RSA

**Friday 17 May 2019 – Morning****AS Level Physics A****H156/02** Depth in physics**Time allowed: 1 hour 30 minutes****You must have:**

- the Data, Formulae and Relationships Booklet (sent with general stationery)

**You may use:**

- a scientific or graphical calculator
- a ruler (cm/mm)

Please write clearly in black ink. **Do not write in the barcodes.**

Centre number

--	--	--	--	--

Candidate number

--	--	--	--

First name(s)

---

Last name

---

**INSTRUCTIONS**

- Use black ink. HB pencil may be used for graphs and diagrams.
- Answer **all** the questions.
- Where appropriate, your answers should be supported with working. Marks may be given for a correct method even if the answer is incorrect.
- Write your answer to each question in the space provided. If additional space is required, use the lined page(s) at the end of this booklet. The question number(s) must be clearly shown.

**INFORMATION**

- The total mark for this paper is **70**.
- The marks for each question are shown in brackets [ ].
- Quality of extended responses will be assessed in questions marked with an asterisk (\*).
- This document consists of **20** pages.

## 2

Answer **all** the questions.

- 1 A student investigates the motion of a tennis ball of mass 57 g which falls vertically from rest, then bounces once on a soft horizontal surface.

Fig. 1 shows the variation with time  $t$  of the velocity  $v$  of the tennis ball falling from rest until it hits the soft surface.

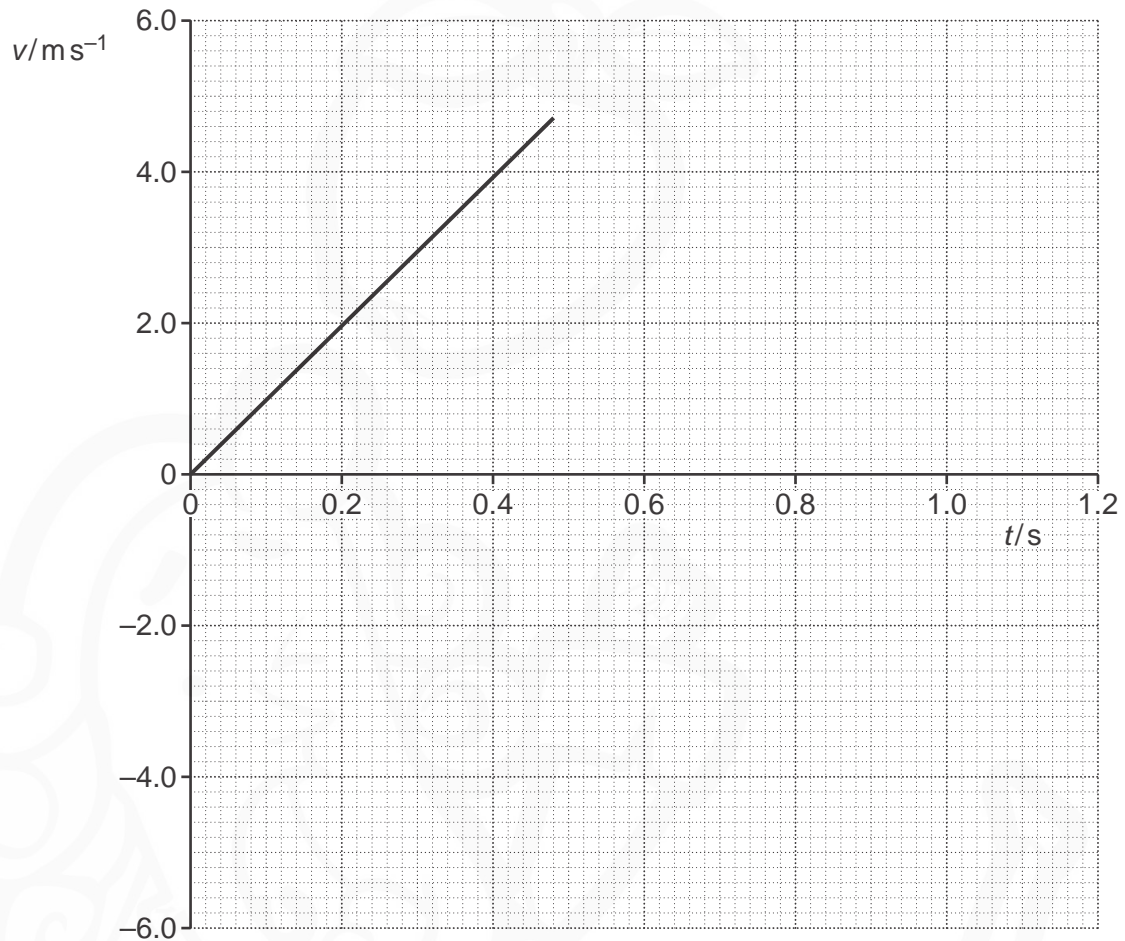


Fig. 1

Air resistance has a negligible effect on the motion of the tennis ball.

- (a) Use Fig. 1 to show that

- (i) the acceleration of the falling ball is about  $10\text{ ms}^{-2}$

[1]

3

(ii) the kinetic energy of the ball just before impact with the surface is 0.63 J.

[2]

(b) The ball leaves the surface with 80% of the kinetic energy just before impact.

(i) Calculate the magnitude of the velocity  $v$  of the ball as it leaves the surface.

$v = \dots\dots\dots \text{ms}^{-1}$  [3]

(ii) Complete Fig. 1 to show the variation of the velocity of the ball after it leaves the surface until it is at rest again.

[2]

(iii) Determine the maximum height  $h$  reached by the ball after it bounces.

$h = \dots\dots\dots \text{m}$  [2]

(c) The student repeats the experiment with a different ball that is affected by air resistance.

Explain how the graph in Fig. 1 now appears from the time the ball is released to the time it hits the surface.

.....

.....

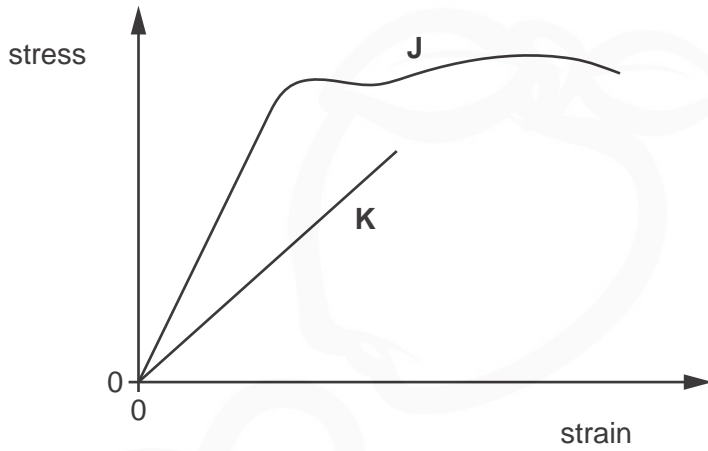
.....

.....

.....

..... [2]

- 2 (a)\* A student is investigating the stretching of materials. The student applies varying loads to material **J** and determines the stress and the strain until the material breaks. The experiment is then repeated for a second material **K**. Fig. 2.1 shows how the stress for each material varies with strain.



**Fig. 2.1**

Compare materials **J** and **K** using Fig. 2.1 and the six terms listed below.

**brittle**

**ductile**

**elastic**

**plastic**

**ultimate tensile strength**

**Young modulus**

Include in your answer an explanation of each term.

**[6]**

.....

.....

.....

.....

.....

.....

.....

.....

.....

.....

.....




.....  
.....  
.....  
.....

Additional answer space if required.

.....  
.....  
.....  
.....  
.....  
.....  
.....  
.....  
.....  
.....  
.....  
.....

(b) A student is designing a three-legged wooden stool as shown in Fig. 2.2.



**Fig. 2.2**

The stool must be able to support the weight of an adult.  
The maximum compressive stress of the wood is 2.3MPa.

Estimate the minimum cross-sectional area  $A$  of **one** leg.

$A = \dots\dots\dots \text{m}^2$  [3]

**Turn over**

6

- 3 (a) A student measures the diameter of a ball in different directions.  
The student's results are:

2.43 cm          2.54 cm          2.59 cm

- (i) State the name of a suitable measuring instrument to measure the diameter of the ball.

..... [1]

- (ii) Calculate the mean diameter  $d$  of the ball.  
Include the absolute uncertainty in  $d$ .

$d = \dots\dots\dots \pm \dots\dots\dots \text{ cm}$  [2]

- (iii) Show that the volume of the ball is about  $8.4 \times 10^{-6} \text{ m}^3$ .

[1]

- (iv) The mass of the ball is  $23 \pm 1 \text{ g}$ .  
Determine the density  $\rho$  of the ball.  
Give your answer to an appropriate number of significant figures.

$\rho = \dots\dots\dots \text{ kg m}^{-3}$  [2]

- (v) Determine the percentage uncertainty in  $\rho$ .

percentage uncertainty = ..... % [2]

7

(b) The 23g mass ball from (a) is used in an experiment with a spring.

The student measures the unstretched length  $L_0$  of a spring as shown in Fig. 3.1.

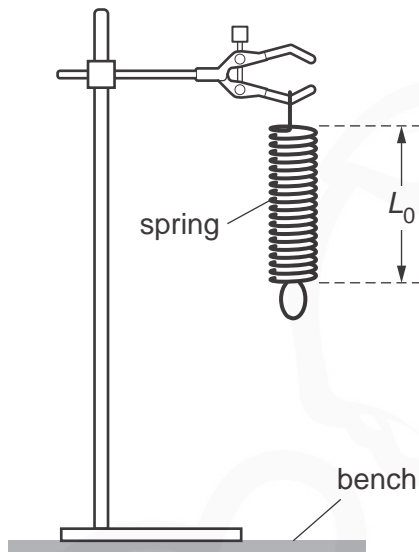


Fig. 3.1

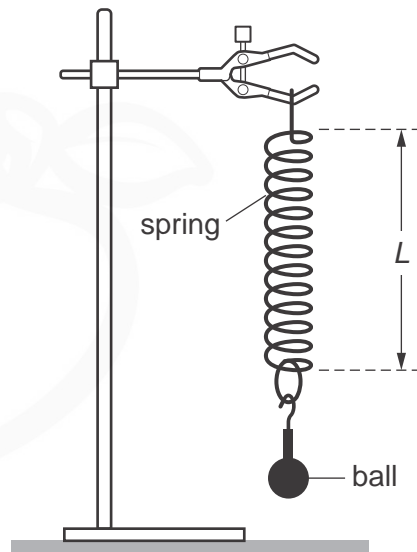


Fig. 3.2

The student then attaches the ball to the spring and measures the length  $L$  of the spring as shown in Fig. 3.2.

The student's results are:

$$L_0 = 0.078 \text{ m} \quad \text{and} \quad L = 0.096 \text{ m}$$

Calculate the force constant  $k$  of the spring.

$$k = \dots\dots\dots \text{ Nm}^{-1} \quad [3]$$

Question 3 continues on page 8

8

- (c) The 23g mass ball from (a) and the spring from (b) are now used in an experiment to investigate upthrust.

The ball attached to the spring is lowered into a beaker containing a liquid so that it is totally submerged. The student measures the new length  $L_N$  of the spring, as shown in Fig. 3.3.

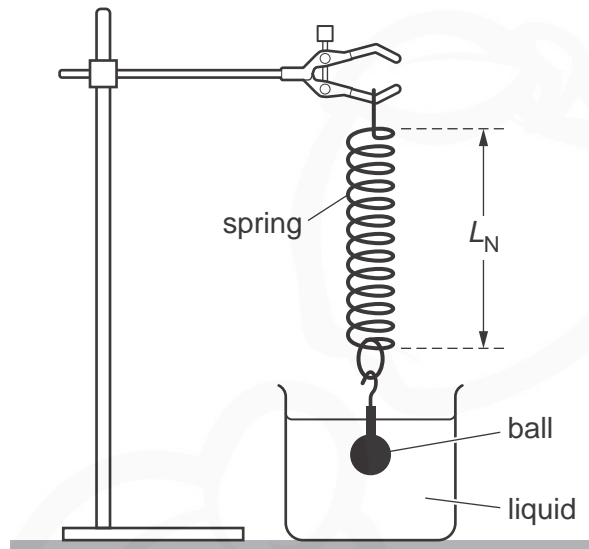


Fig. 3.3

The length  $L_N$  of the spring is now 0.088 m.

- (i) Calculate the upthrust on the submerged ball.

upthrust = ..... N [2]

- (ii) Calculate the density of the liquid.

density of liquid = .....  $\text{kg m}^{-3}$  [2]

PLEASE DO NOT WRITE ON THIS PAGE



- 4 (a) Fig. 4 shows a circuit with five identical  $60\Omega$  resistors. The battery has electromotive force (e.m.f.)  $9.0\text{V}$  and negligible internal resistance.

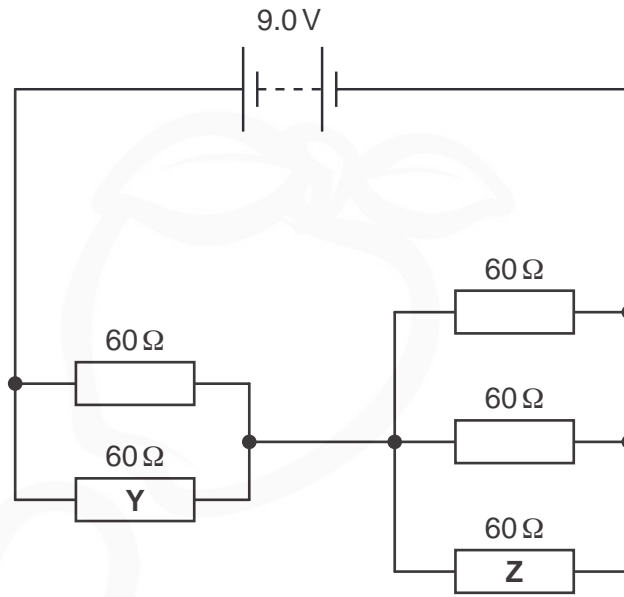


Fig. 4

- (i) Show that the total resistance in the circuit is  $50\Omega$ .  
Make your reasoning clear.

[2]

- (ii) Calculate the potential difference  $V$  across resistor  $Y$ .

$V = \dots\dots\dots \text{V}$  [2]

- (iii) Calculate the charge  $Q$  passing through resistor  $Y$  in two minutes (include an appropriate unit).

$Q = \dots\dots\dots \text{unit: } \dots\dots\dots$  [3]

(iv) Calculate the energy  $W$  dissipated in resistor  $Y$  in two minutes.

$W = \dots\dots\dots$  J [1]

(b) Explain how the mean drift velocity of electrons in resistor  $Y$  compares with the mean drift velocity of electrons in resistor  $Z$ .

.....  
.....  
.....  
.....  
.....  
.....  
..... [3]

(c) Copper is a metal, carbon is a semiconductor and ceramic is an insulator.

Describe the difference between these three materials in terms of the number density  $n$  of free electrons. Include an explanation of the term **number density**.

.....  
.....  
.....  
.....  
.....  
.....  
.....  
..... [3]

- 5 (a) Fig. 5 shows the variation with distance of the displacement for two progressive waves P and Q.

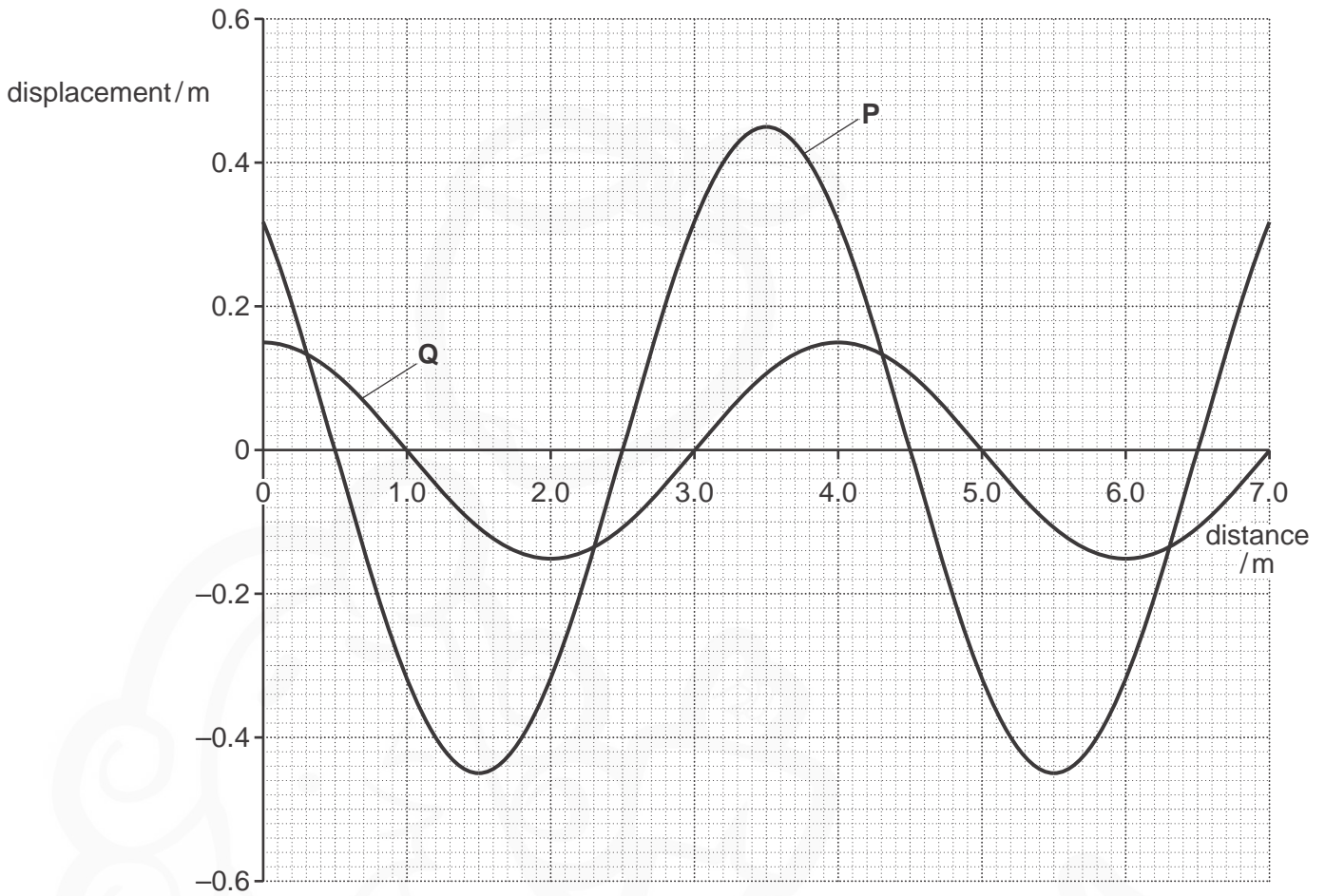


Fig. 5

- (i) State the amplitude of wave P.

amplitude = ..... m [1]

- (ii) State the wavelength of wave P.

wavelength = ..... m [1]

- (iii) Determine the phase difference, in radians, between wave P and wave Q.

phase difference = ..... rad [2]



13

- (iv) Determine the ratio  $\frac{\text{intensity of wave P}}{\text{intensity of wave Q}}$ .

ratio = ..... [2]

Question 5 continues on page 14

## 14

(b)\* A student wishes to investigate how the fringe spacing  $x$  of an interference pattern produced by sound waves varies with the frequency  $f$  of the sound waves.

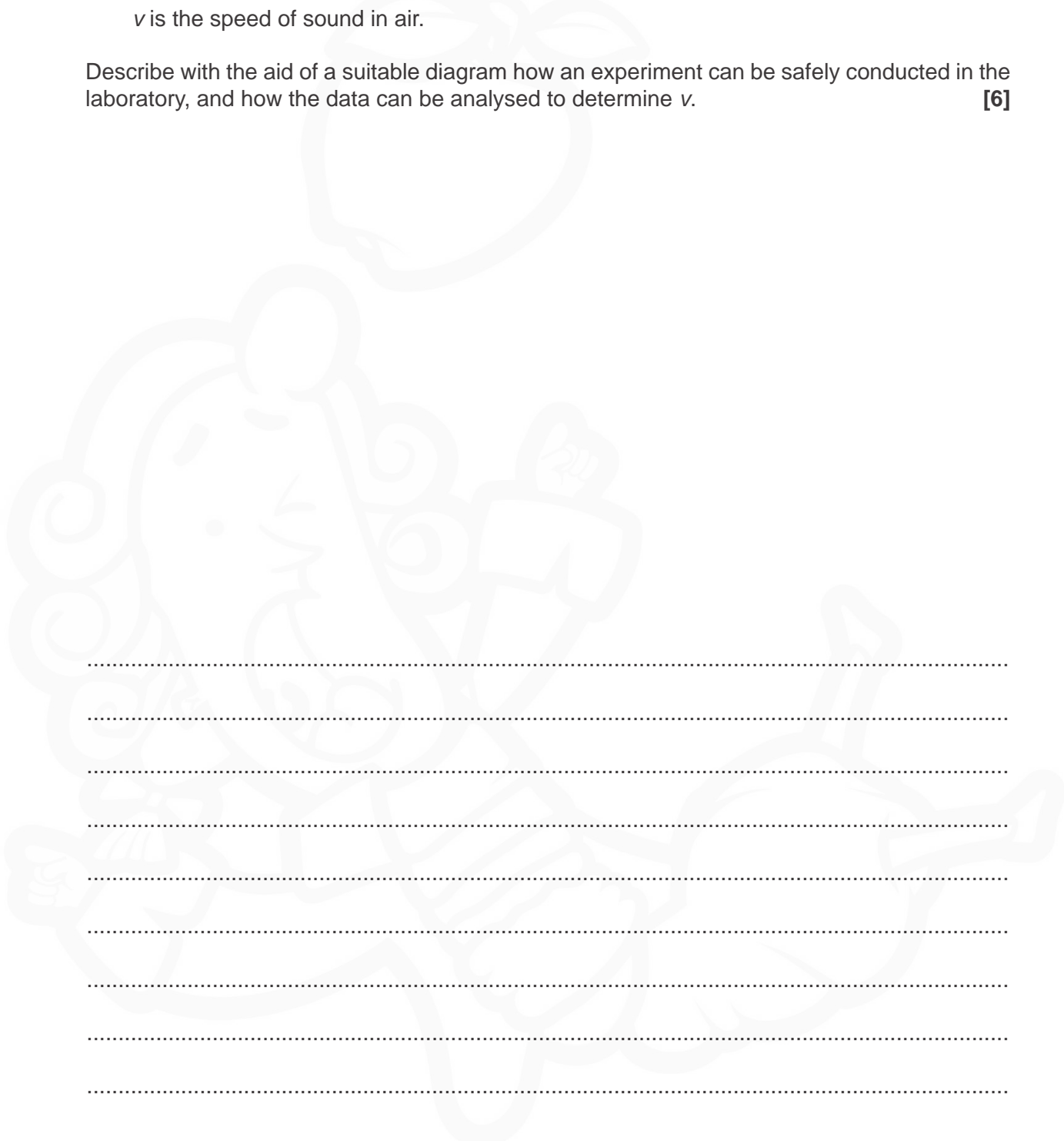
It is suggested that  $\frac{v}{f} = \frac{ax}{D}$  where

$a$  is the separation of the sources of sound

$D$  is the distance from the sources of sound to the interference maxima and minima

$v$  is the speed of sound in air.

Describe with the aid of a suitable diagram how an experiment can be safely conducted in the laboratory, and how the data can be analysed to determine  $v$ . **[6]**



.....

.....

.....

.....

.....

.....

.....

.....

.....

.....

.....

.....

.....

.....

.....

.....

Additional answer space if required.

.....

.....

.....

.....

.....

.....

.....

.....

.....

.....

.....

.....

.....

.....

.....

.....

.....

- 6 (a) In an experiment to demonstrate the photoelectric effect, electromagnetic waves are incident on a silver surface.

Fig. 6 shows the variation with frequency  $f$  of the maximum kinetic energy  $KE_{\max}$  of the photoelectrons.

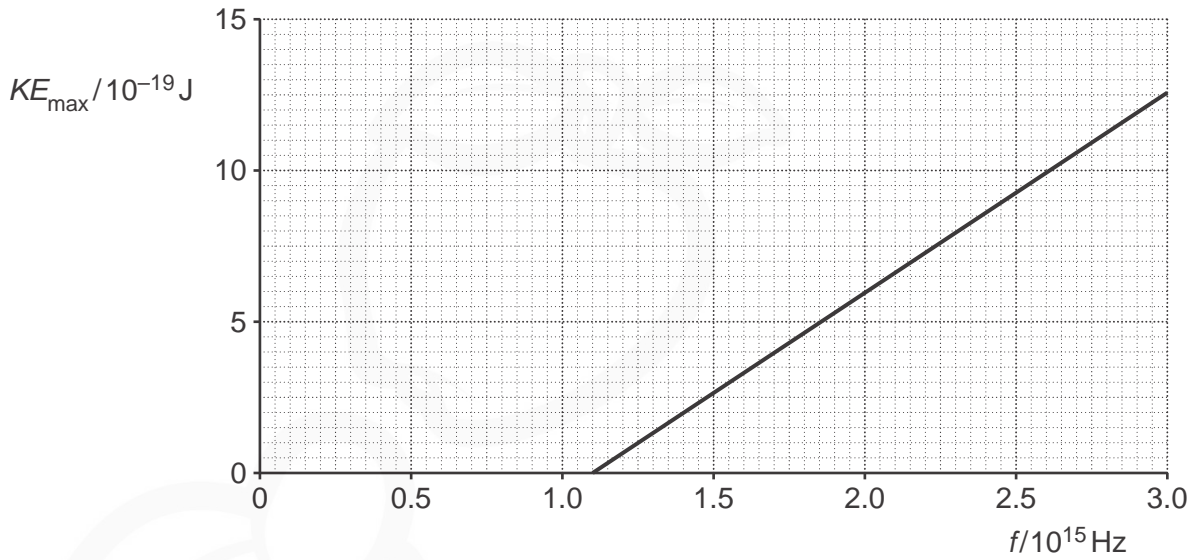


Fig. 6

- (i) Define the term **threshold frequency**.

.....  
 .....  
 ..... [1]

- (ii) Use Fig. 6 to state the threshold frequency  $f_0$  for silver.

$f_0$  ..... Hz [1]

- (iii) Use your answer in (ii) to calculate the work function  $\phi$  of silver.

Give your answer in electron volt (eV).

$\phi =$  ..... eV [2]

(b) Electrons can behave as a wave.

Describe the behaviour of electrons which demonstrates that they have wave properties.

.....

.....

.....

.....

.....

.....

.....

.....

.....


..... [4]

**END OF QUESTION PAPER**

**ADDITIONAL ANSWER SPACE**

If additional space is required, you should use the following lined page(s). The question number(s) must be clearly shown in the margin(s).

This section provides a large area of lined paper for writing answers. It features a vertical margin line on the left side and 20 horizontal dotted lines for writing. A faint watermark of a cartoon character is visible in the background.



A large area of the page is filled with horizontal dotted lines, providing space for writing answers. A vertical solid line runs down the left side of this area, creating a margin.



**Copyright Information**

OCR is committed to seeking permission to reproduce all third-party content that it uses in its assessment materials. OCR has attempted to identify and contact all copyright holders whose work is used in this paper. To avoid the issue of disclosure of answer-related information to candidates, all copyright acknowledgements are reproduced in the OCR Copyright Acknowledgements Booklet. This is produced for each series of examinations and is freely available to download from our public website ([www.ocr.org.uk](http://www.ocr.org.uk)) after the live examination series.

If OCR has unwittingly failed to correctly acknowledge or clear any third-party content in this assessment material, OCR will be happy to correct its mistake at the earliest possible opportunity.

For queries or further information please contact The OCR Copyright Team, The Triangle Building, Shaftesbury Road, Cambridge CB2 8EA.

OCR is part of the Cambridge Assessment Group; Cambridge Assessment is the brand name of University of Cambridge Local Examinations Syndicate (UCLES), which is itself a department of the University of Cambridge.