



Cambridge IGCSE™

CANDIDATE
NAME

--

CENTRE
NUMBER

--	--	--	--	--

CANDIDATE
NUMBER

--	--	--	--



PHYSICS

0625/32

Paper 3 Theory (Core)

October/November 2022

1 hour 15 minutes

You must answer on the question paper.

No additional materials are needed.

INSTRUCTIONS

- Answer **all** questions.
- Use a black or dark blue pen. You may use an HB pencil for any diagrams or graphs.
- Write your name, centre number and candidate number in the boxes at the top of the page.
- Write your answer to each question in the space provided.
- Do **not** use an erasable pen or correction fluid.
- Do **not** write on any bar codes.
- You may use a calculator.
- You should show all your working and use appropriate units.
- Take the weight of 1.0 kg to be 10 N (acceleration of free fall = 10 m/s^2).

INFORMATION

- The total mark for this paper is 80.
- The number of marks for each question or part question is shown in brackets [].

This document has **16** pages. Any blank pages are indicated.

- 1 A skydiver jumps from an aeroplane. She falls freely with her parachute closed; then she opens her parachute.

Fig. 1.1 shows the skydiver falling freely with her parachute closed.

Fig. 1.2 shows the skydiver falling with the parachute open.



Fig. 1.1




Fig. 1.2

Fig. 1.3 shows the speed–time graph for the skydiver’s vertical motion, from leaving the aeroplane to landing on the ground.

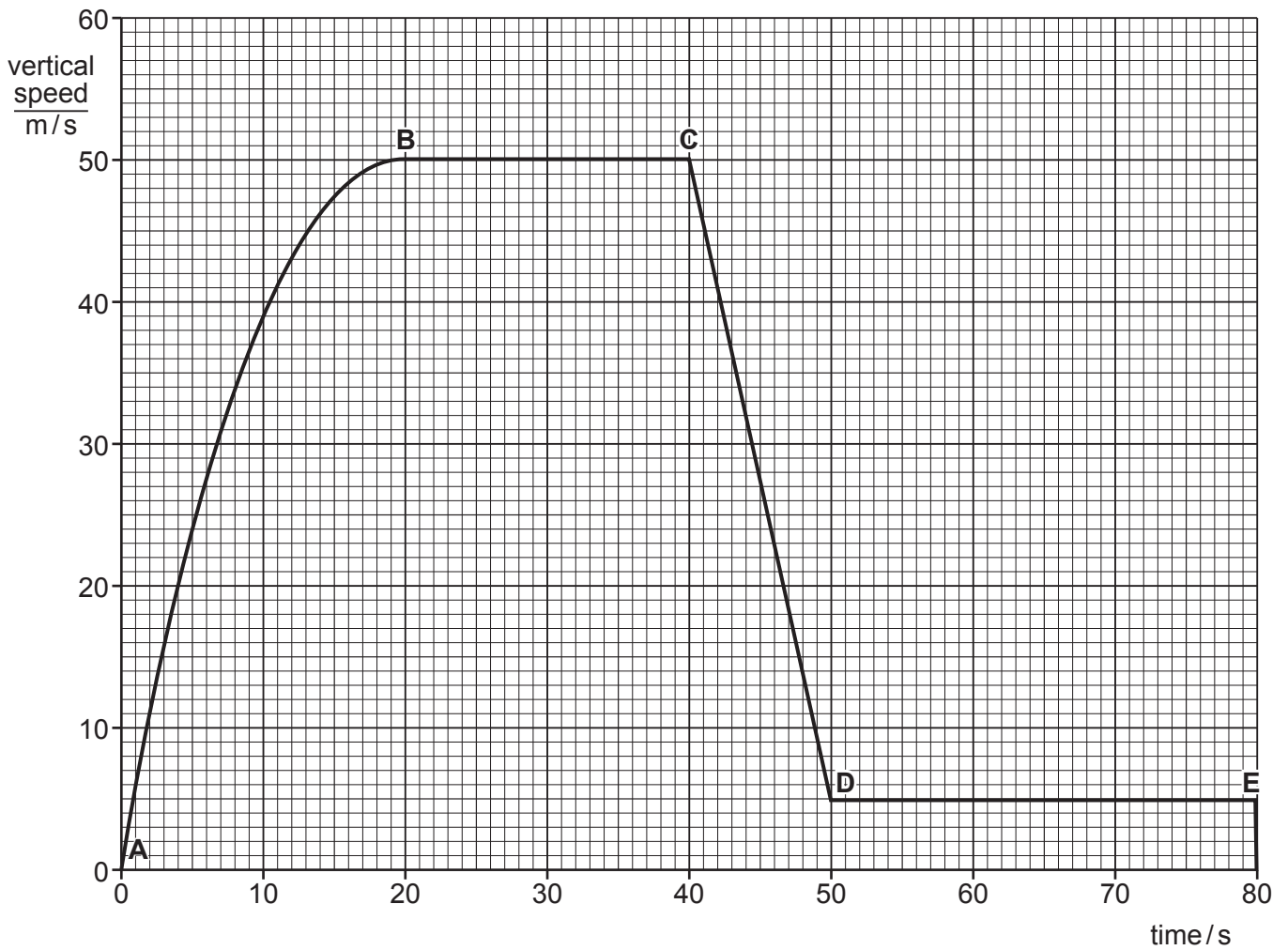


Fig. 1.3

(a) Using the information from Fig. 1.3:

(i) Describe the vertical motion of the skydiver between time = 0 and time = 20 s.

..... [1]

(ii) Determine the maximum vertical speed of the skydiver.

maximum speed = m/s [1]

(iii) Determine the point, A, B, C, D or E, at which the skydiver opens her parachute.

..... [1]

(iv) Determine the distance the skydiver falls between time = 50 s and time = 80 s.

distance = m [3]

(b) The weight of the skydiver is 750 N.

The weight of the skydiver acts downwards, as shown in Fig. 1.4.

While the skydiver is falling, another force acts upwards.

The upward force varies as the skydiver falls.

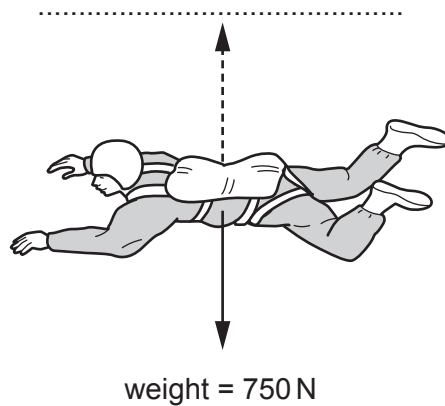


Fig. 1.4 (not to scale)

(i) On Fig. 1.4, write the name of the upward force on the dotted line above the upward force. [1]

(ii) Suggest a value for the upward force on the skydiver at time = 10 s.

..... N [1]

(iii) Determine the value of the upward force on the skydiver at time = 30 s.

..... N [1]

(c) The weight of the skydiver is 750 N.

Calculate the mass of the skydiver.

mass = kg [3]

[Total: 12]

2 A device for measuring gas pressure is connected to a gas supply as shown in Fig. 2.1

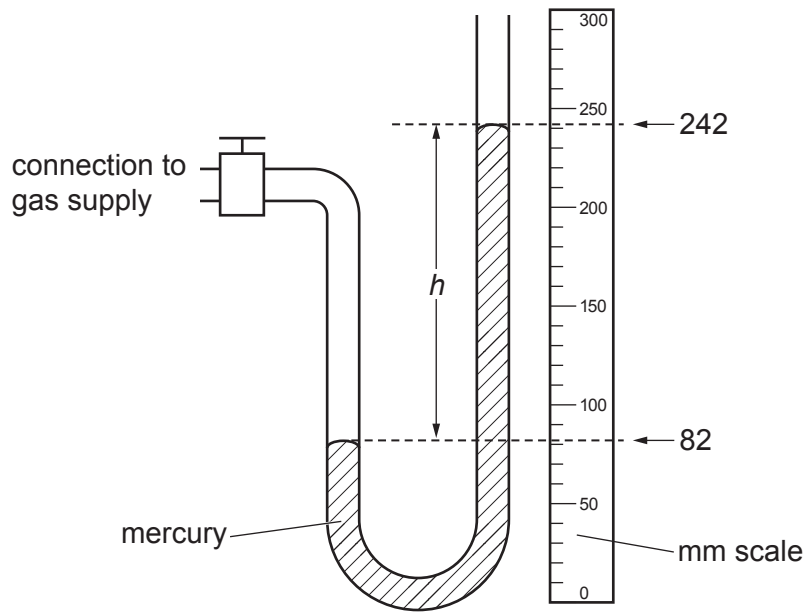


Fig. 2.1

(a) (i) State the name of the measuring device shown in Fig. 2.1.

..... [1]

(ii) Determine the difference h between the mercury levels shown in Fig. 2.1.

$h =$ mm [2]

(b) The atmospheric pressure is 760 mm of mercury.

Determine the pressure of the gas supply.

pressure of gas supply = mm of mercury [1]

(c) Suggest why this measuring device uses mercury rather than coloured water.

..... [1]

(d) The gas supply is turned off and the device is disconnected from the gas supply. Both ends of the tube are open to the atmosphere.

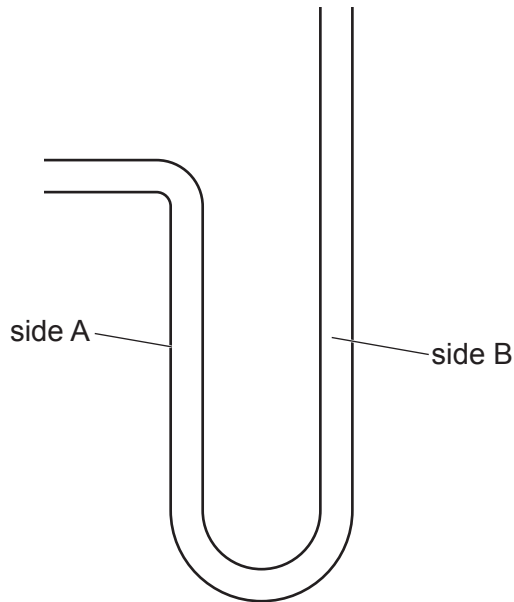


Fig. 2.2

On Fig. 2.2, draw and label the levels of mercury in side A and in side B of the tube. [1]

[Total: 6]

- 3 (a) A liquid-in-glass thermometer has a scale with marks from -10°C to 110°C . A student checks the accuracy of the thermometer.

Describe how to check the accuracy of:

- (i) the 100°C mark on the thermometer scale

.....
..... [1]

- (ii) the 0°C mark on the thermometer scale.

.....
..... [1]

- (iii) State the importance of the 0°C and 100°C marks on a thermometer scale.

..... [1]

- (b) We can measure temperature by using physical properties that vary with temperature.

- (i) State the physical property that we use to measure temperature in a liquid-in-glass thermometer.

..... [1]

- (ii) State another physical property that we use to measure temperature.

..... [1]

[Total: 5]

4 Fig. 4.1 shows students walking to school. There are puddles of water on the ground.




Fig. 4.1

After school, the puddles have disappeared and the ground is dry.

(a) (i) State the name of the process that causes the puddles to disappear.

..... [1]

(ii) Describe the process that causes the puddles to disappear.
Use your ideas about molecules.

.....
.....
..... [3]

(b) A student designs a container to keep a hot liquid at a high temperature. The container is shown in Fig. 4.2.

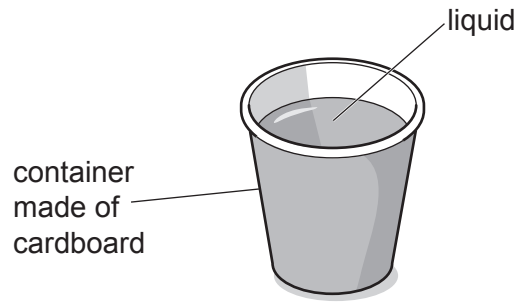


Fig. 4.2

He finds that the liquid cools too quickly.

Suggest **two** improvements to the design of the container which reduce the transfer of thermal energy from the hot liquid to its surroundings. For each suggestion, state the thermal transfer process that it reduces.

suggestion 1

.....

thermal transfer process

suggestion 2

.....

thermal transfer process

[4]

[Total: 8]

5 (a) The diagram in Fig. 5.1 shows the profile (side view) of a water wave.

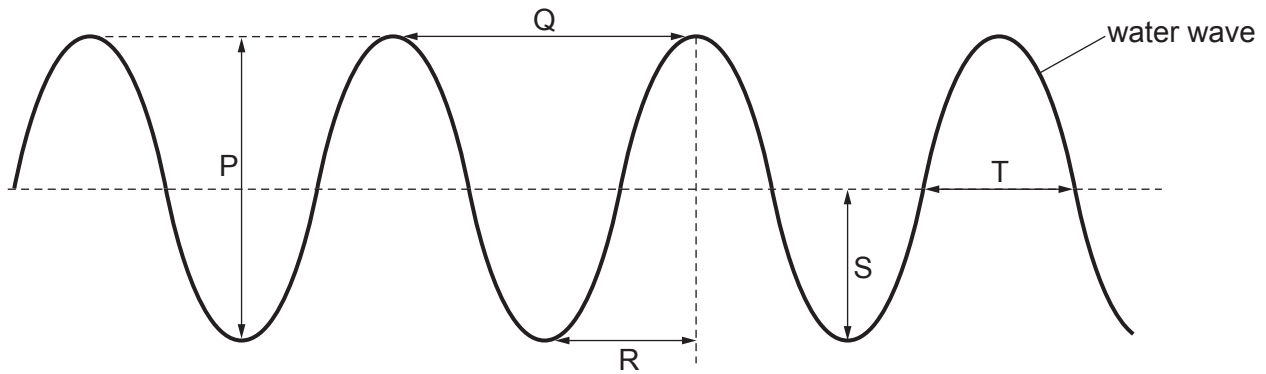


Fig. 5.1

State the letter which represents:

- (i) the amplitude of the wave [1]
- (ii) the wavelength of the wave. [1]

(b) The water molecules move at right angles to the direction of travel of the water wave.

State the name for this type of wave.

..... [1]

(c) State the meaning of the frequency of a wave.

..... [1]

(d) The chart in Fig. 5.2 shows the regions of the electromagnetic spectrum.

Two of the regions are not labelled.

.....	X-rays	visible light	infrared	microwaves	radio waves
-------	--------	-------	---------------	----------	------------	-------------

Fig. 5.2

- (i) Complete the labelling in Fig. 5.2. [2]
- (ii) Compare the speed of radio waves and visible light. Complete the sentence.

In a vacuum, radio waves travel visible light. [1]

(e) The different regions of the electromagnetic spectrum have different uses.

State the region of the electromagnetic spectrum that is used for:

- (i) the remote control for a television [1]
- (ii) the signal for satellite television broadcasting [1]

6 (a) Fig. 6.1 shows a ray of light striking a plane mirror.

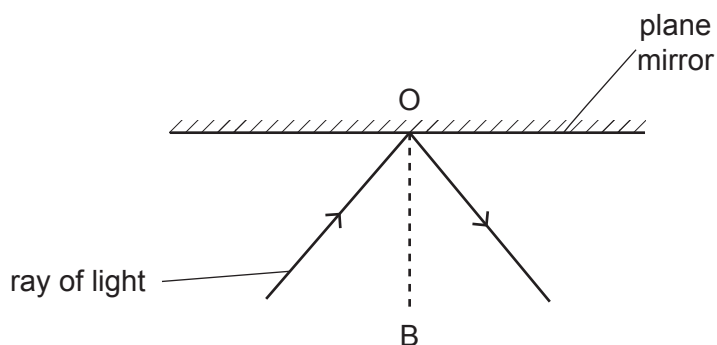


Fig. 6.1

- (i) State the name of the dashed line OB in Fig. 6.1.
 [1]
- (ii) On Fig. 6.1, indicate the angle of reflection by drawing an X. [1]
- (iii) State the law of reflection.
 [1]

(b) A candle is placed in front of a plane mirror. An image of the candle is formed in the mirror.

Circle the words from the list that describe the image of the candle.

- enlarged diminished same size upside-down upright** [2]

(c) Fig. 6.2 shows a ray of red light striking one side of a glass prism.

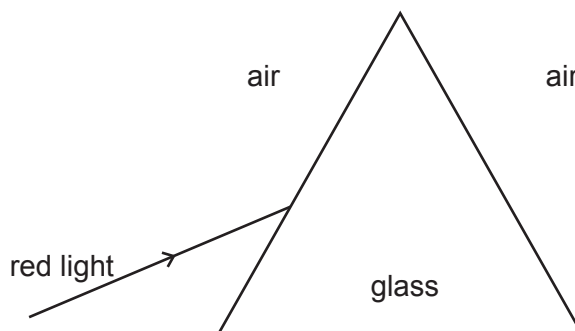


Fig. 6.2

- (i) On Fig. 6.2, draw a line to indicate the path of the red light travelling through the glass prism and emerging into the air. [2]
- (ii) Explain why the red light follows the path you have drawn in (c)(i).
 [1]

[Total: 8]

7 Fig. 7.1 shows an arrangement that can produce a magnet.

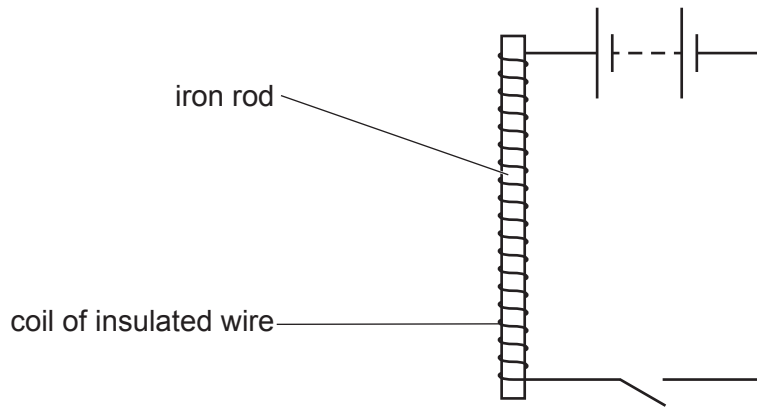


Fig. 7.1

- (a) (i) State the name given to the type of magnet in Fig. 7.1.
 [1]
- (ii) Suggest an advantage of this type of magnet in comparison with other types of magnet.

 [1]
- (iii) State **two** ways of increasing the strength of the magnet in Fig. 7.1.
 - 1. [1]
 - 2. [1]
- (iv) Suggest **one** use for this type of magnet.
 [1]
- (b) (i) Compare the effect of using a steel rod instead of an iron rod in the arrangement in Fig. 7.1.
 The steel rod is the same size as the iron rod.

 [1]
- (ii) Compare the effect of using a copper rod instead of an iron rod in the arrangement in Fig. 7.1.
 The copper rod is the same size as the iron rod.

 [1]

[Total: 7]

8 A student uses the circuit in Fig. 8.1 to find the resistance of a piece of iron wire.

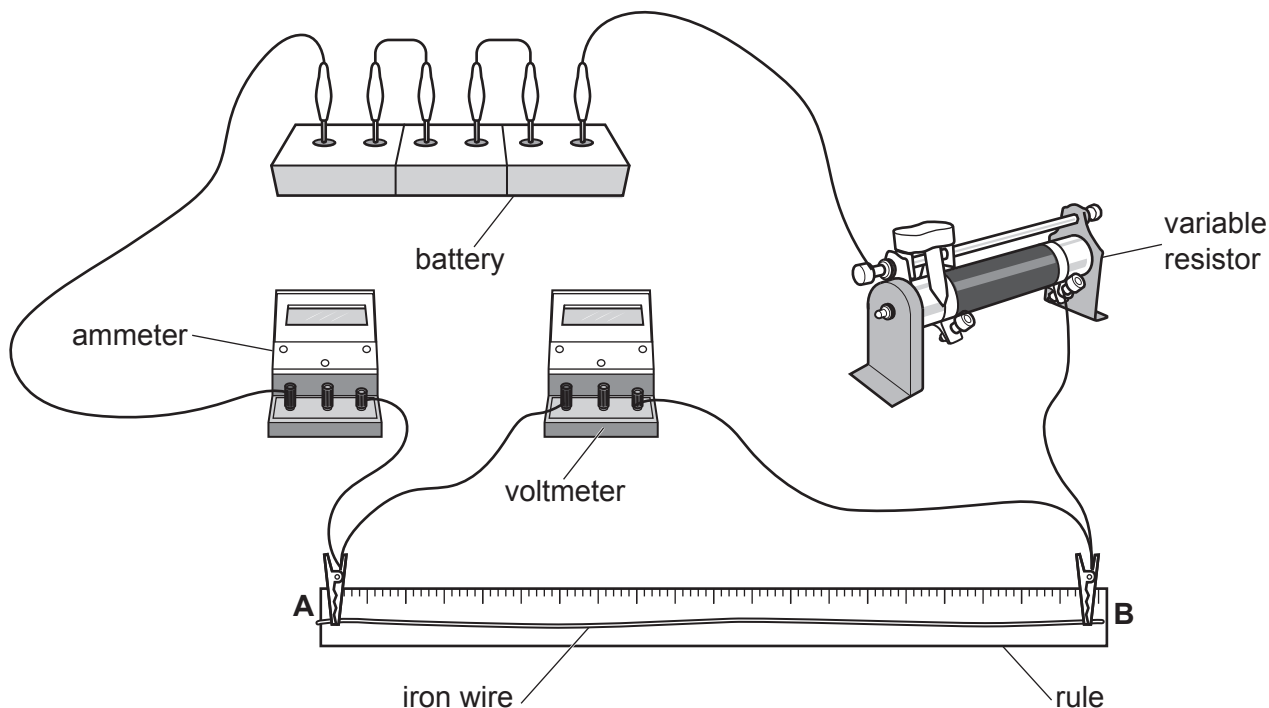


Fig. 8.1

(a) Complete Fig. 8.2 to show the circuit diagram for the arrangement shown in Fig. 8.1.

The piece of iron wire is shown as the thicker line between the points A and B.

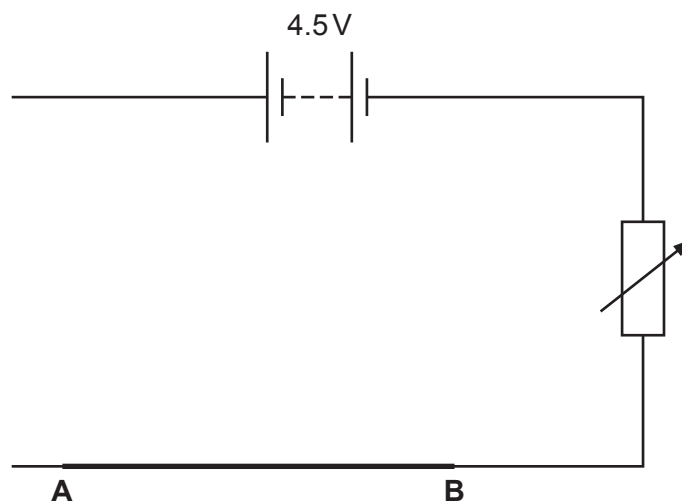


Fig. 8.2

[3]

(b) The reading on the voltmeter is 1.56 V.

The reading on the ammeter is 0.112 A.

Calculate the resistance of the iron wire. Include the unit in your answer.

resistance = unit [4]

[Total: 7]

9 Fig. 9.1 shows a transformer. An a.c. voltmeter is connected to the output of the secondary coil.

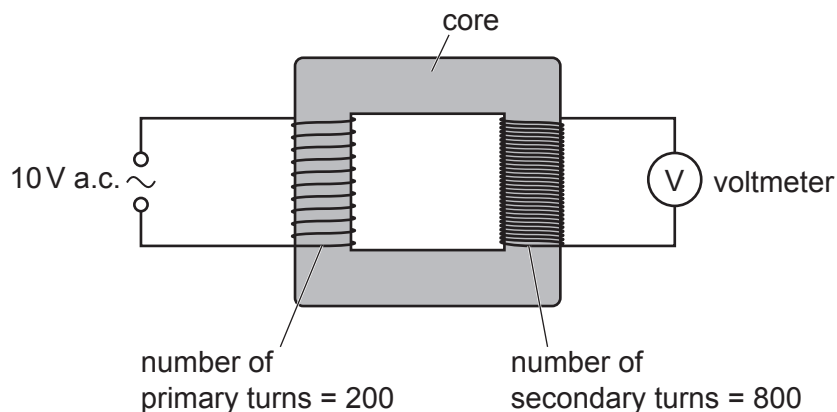


Fig. 9.1

- (a) State the meaning of a.c.
 [1]
- (b) State the name of the type of transformer shown.
 [1]
- (c) State a suitable material for the core of the transformer in Fig. 9.1.
 [1]
- (d) Using the information in Fig. 9.1, calculate the reading on the voltmeter.

reading on voltmeter = V [3]

- (e) The 10V a.c. power supply is replaced by a 10V d.c. battery.
 State the reading on the voltmeter.

reading on voltmeter = V [1]

[Total: 7]

10 (a) Fig. 10.1 shows the equipment used by a teacher in a laboratory demonstration.

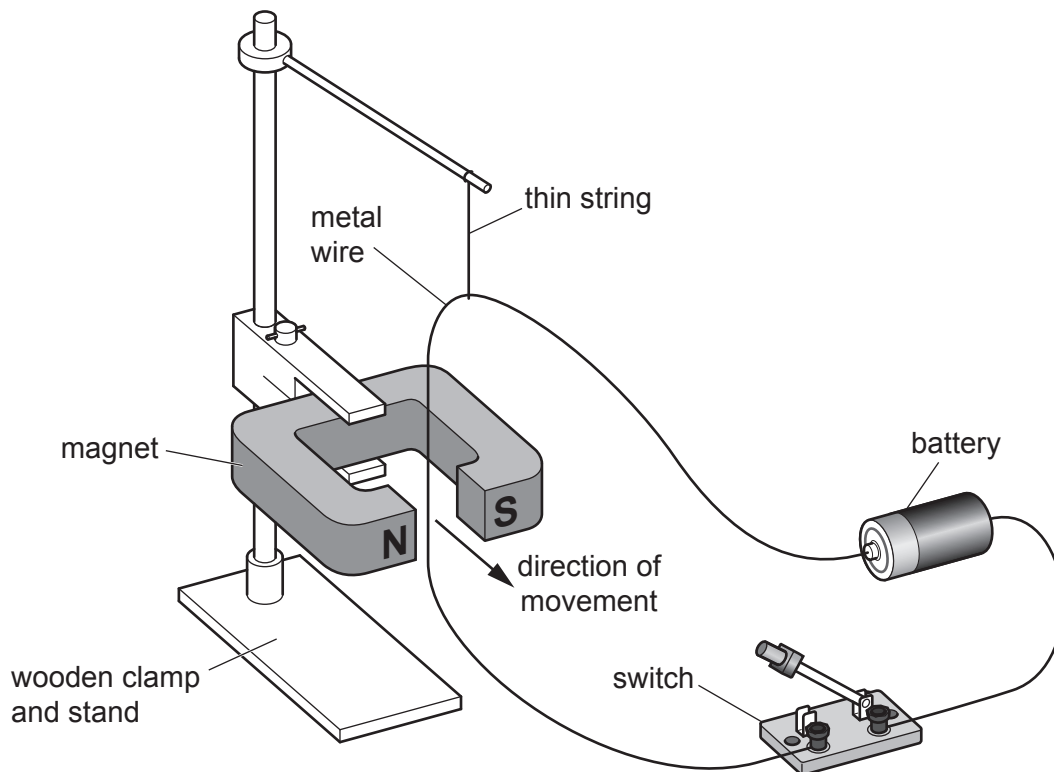


Fig. 10.1

The teacher closes the switch and there is a current in the metal wire. A force acts on the wire. The wire moves in the direction shown in Fig. 10.1.

(i) State **two** changes that increase the force on the wire.

1. [1]

2. [1]

(ii) State **one** change that reverses the direction of the force on the wire.

..... [1]

(b) Fig. 10.2 shows the poles of the magnet.

Draw the shape and show the direction of the magnetic field in the gap between the poles of the magnet.



Fig. 10.2

[2]

[Total: 5]

11 Fig. 11.1 represents an atom of carbon-14.

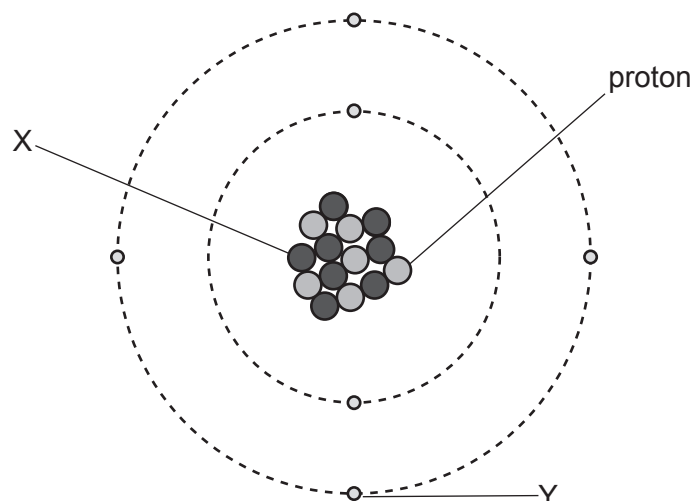


Fig. 11.1

(a) (i) State the name of the particle labelled X.

..... [1]

(ii) State the name of the particle labelled Y.

..... [1]

(iii) State the nucleon number of carbon-14.

..... [1]

(b) Carbon-14 decays by emitting a β (beta)-particle.

State the nature of a β (beta)-particle.

..... [1]

(c) Scientists find an ancient wooden spoon. They find that the spoon contains 2000 atoms of carbon-14.

When the spoon was made, it contained 16 000 atoms of carbon-14.

The half-life of carbon-14 is 5800 years.

Calculate the age of the ancient spoon.

age of spoon = years [2]

[Total: 6]

BLANK PAGE

Permission to reproduce items where third-party owned material protected by copyright is included has been sought and cleared where possible. Every reasonable effort has been made by the publisher (UCLES) to trace copyright holders, but if any items requiring clearance have unwittingly been included, the publisher will be pleased to make amends at the earliest possible opportunity.

To avoid the issue of disclosure of answer-related information to candidates, all copyright acknowledgements are reproduced online in the Cambridge Assessment International Education Copyright Acknowledgements Booklet. This is produced for each series of examinations and is freely available to download at www.cambridgeinternational.org after the live examination series.

Cambridge Assessment International Education is part of Cambridge Assessment. Cambridge Assessment is the brand name of the University of Cambridge Local Examinations Syndicate (UCLES), which is a department of the University of Cambridge.